



cULus RoHS Compliant

J107F

E197851

19.0 x 15.5 x 15.3 mm

Features

- UL F class rated standard
- Small size and light weight
- PC board mounting
- UL/CUL certified

Contact Data

Contact Arrangement	1A = SPST N.O. 1B = SPST N.C. 1C = SPDT
Contact Rating	6A @ 277VAC; 10A @ 250VAC & 28VDC 12A @ 125VAC & 28VDC 15A @ 125VAC N.O. 20A @ 125VAC & 16VDC 1/3hp - 125/277VAC

Contact Resistance	< 50 milliohms initial
Contact Material	AgSnO ₂
Maximum Switching Power	2500VA, 420W
Maximum Switching Voltage	380VAC, 110VDC
Maximum Switching Current	20A

Coil Data

Coil Voltage VDC		Coil Resistance Ω +/- 10%			Pick Up Voltage VDC (max)	Release Voltage VDC (min)	Coil Power W	Operate Time ms	Release Time ms
Rated	Max	.36W	.45W	.80W	75% of rated voltage	10% of rated voltage			
3	3.9	25	20	11	2.25	.3	.36 .45 .80	10	5
5	6.5	70	56	31	3.75	.5			
6	7.8	100	80	45	4.50	.6			
9	11.7	225	180	101	6.75	.9			
12	15.6	400	320	180	9.00	1.2			
18	23.4	900	720	405	13.50	1.8			
24	31.2	1600	1280	720	18.00	2.4			
48	62.4	6400	5120	2880	36.00	4.8			

General Data

Electrical Life @ rated load	100K cycles, typical
Mechanical Life	10M cycles, typical
Insulation Resistance	100M Ω min. @ 500VDC
Dielectric Strength, Coil to Contact	1500V rms min. @ sea level
Contact to Contact	750V rms min. @ sea level
Shock Resistance	100m/s ² for 11 ms
Vibration Resistance	1.50mm double amplitude 10~40Hz
Operating Temperature	-55°C to +125°C
Storage Temperature	-55°C to +155°C
Solderability	260°C for 5 s
Weight	9.5g

Caution

1. The use of any coil voltage less than the rated coil voltage may compromise the operation of the relay.

Specifications and availability subject to change without notice.

Dimensions shown in mm. Dimensions are shown for reference purposes only.

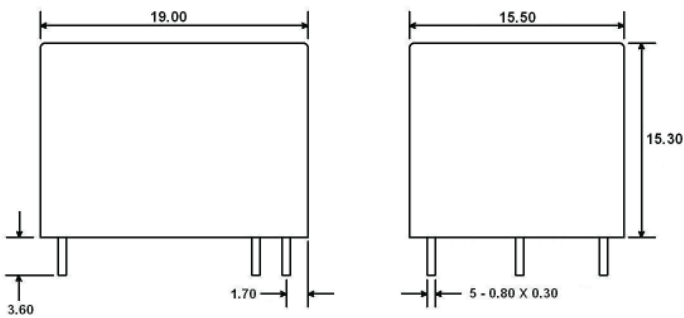
J107F

Ordering Information

1. Series	J107F	1C	S	12	12VDC	.36
J107F						
2. Contact Arrangement	1A = SPST N.O. 1B = SPST N.C. 1C = SPDT					
3. Sealing Option	S = Sealed					
4. Contact Rating	12 = 12A 15 = 15A 20 = 20A (20Amp available in .45 or .80 watt coil only)					
5. Coil Voltage	3VDC 5VDC 6VDC 9VDC 12VDC 18VDC 24VDC 48VDC					
6. Coil Power	.36 = .36W .45 = .45W .80 = .80W					

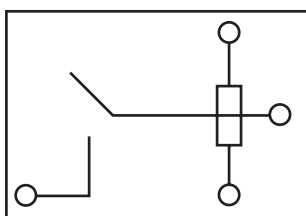
Dimensions

Units = mm

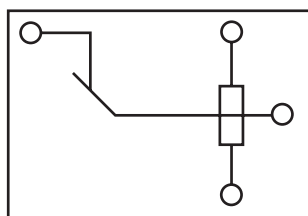


Schematics & PC Layouts

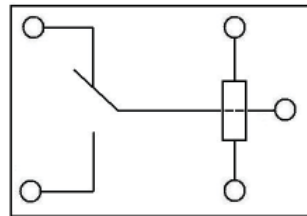
Bottom Views



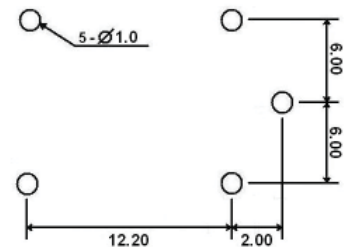
1A



1B



1C



Dimensions shown in mm. Dimensions are shown for reference purposes only.

Specifications and availability subject to change without notice.